



Located on a historic campus in Old Brooklyn, Cleveland Preparatory Academy provides a vibrant learning environment enhanced with education technology and project-based instruction.

The School maintains high standards for academics and behavior, supported by a Positive Behavior Support Program and the Guiding Point partnership for social and emotional well-being. Cleveland Prep has upgraded campus security with new cameras, door locks, and vaping detectors. Multiple academic recognition programs such as the Pillar Awards promote school culture and academic excellence.

The School features a newly outfitted science lab and offers sports like basketball and volleyball, with plans for a Track and Field Club in 2024-25. Enrichment includes after-school tutoring, mentoring, summer programs, and events like the Fall Family Festival and field trips to the LeBron James Museum.

MISSION STATEMENT

To prepare students with the ability to be leaders by promoting unity, acceptance, and knowing the potential of their voice.

GRADES SERVED

Early K - 8

STUDENTS SERVED

121

PRINCIPAL

Dominique Fishback

REGIONAL VICE PRESIDENT

Heather Stevens

SCHOOL YEAR OPENED

2012-13

MANAGED BY ACCEL SINCE

2017-18

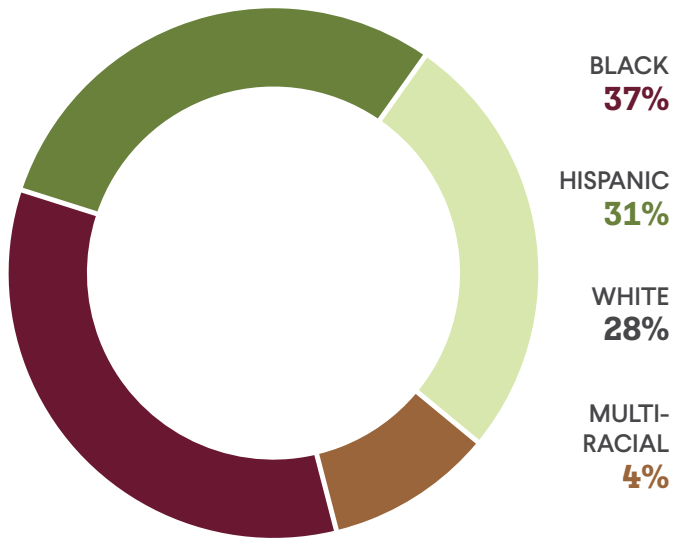
AUTHORIZER

**Ohio Council of
Community Schools**



2023-24
ANNUAL REPORT

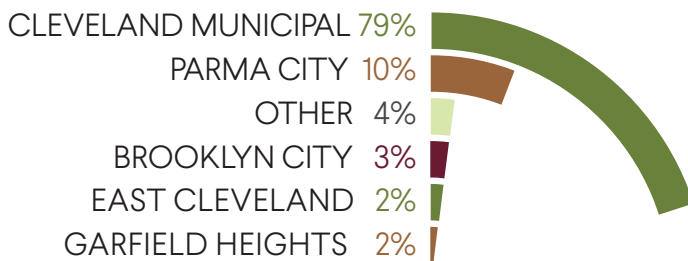
STUDENT DEMOGRAPHICS*



69
AVERAGE DAILY ENROLLMENT

84%
AVERAGE DAILY ATTENDANCE


DISTRICTS OF RESIDENCE



INSTRUCTIONAL & SUPPORT STAFF



SPECIAL POPULATIONS



100% ECONOMICALLY DISADVANTAGED

37% STUDENT MOBILITY RATE

1% UNHOUSED

HIGHLIGHTS

- Provided 1140.61 instructional hours, 24% more than the Ohio requirement for charter schools
- Campus security enhancements include adding all new: interior and exterior security cameras, classroom door locks, exterior doors and locking system, entry system with door cameras and microphones, and vaping detectors in restrooms
- Hosted memorable school events including Fall Family Festival, Winter Concert, Black History Month Program, Hispanic Heritage Month celebrations, and Spring Bunny Luncheon
- Provided educational field trips including to the LeBron James Museum, Red Wagon Farm, Science Center, US Skates, and Metroparks Mobile Zoo
- Held Summer Literacy Academy (Grades 1-3); partnered with community organizations Good 2 Great and Guiding Point to provide summer enrichment programs (K-8)
- Recognized achievement and promoted positive school culture through Principal's List, Pillar Awards, Merit Roll, and Honor Roll
- Partnered with Baldwin Wallace University teacher education program

**Based on data included on Local Report Card*

STATE REPORT CARD

PERFORMANCE INDEX SCORE 51.4	OVERALL RATING ★★
ACHIEVEMENT COMPONENT ★	EARLY LITERACY COMPONENT ★
PROGRESS COMPONENT ★★	EARLY LITERACY COMPONENT 57.4%
GAP CLOSING COMPONENT ★	PROMOTION TO GRADE 4 90.9%



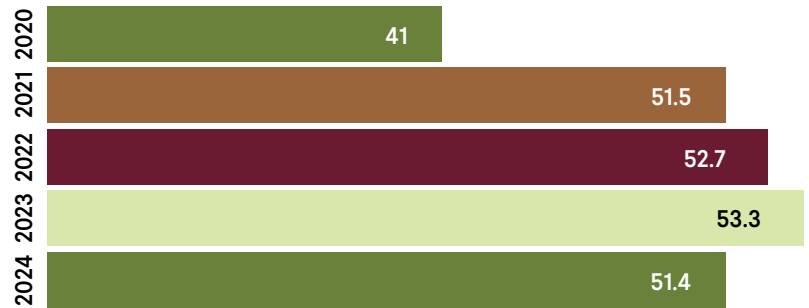
ACADEMIC PROGRESS

Cleveland Preparatory Academy has successfully recovered from pandemic learning loss as evidenced by a 10-point increase to performance index score since Spring 2020. The school is building momentum in the amount students learn within the school year as evidenced by increasing from two to three stars on the Community School Value Added Progress component and from one to three stars in Math Value-Added.

YOY VALUE ADDED COMPARISON

Math Component		Community School Component	
2022-2023	2023-2024	2022-2023	2023-2024
★	★★★	★	★★★

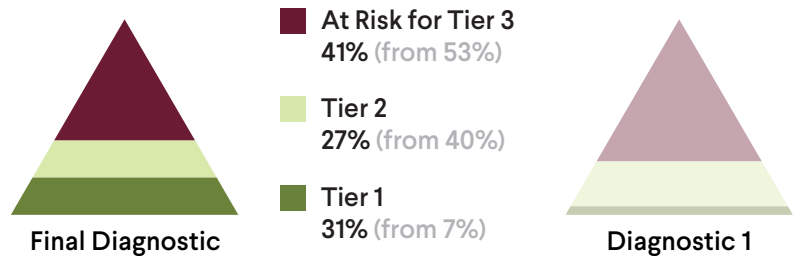
YOY PERFORMANCE INDEX SCORE



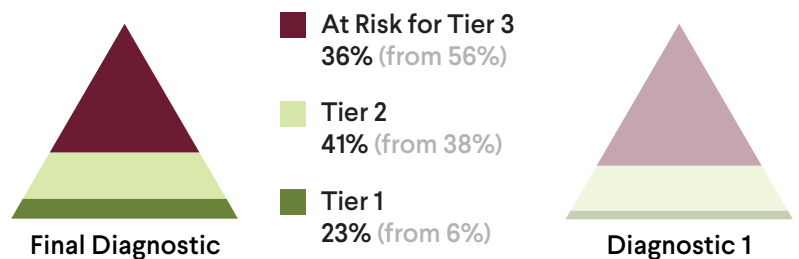
AVERAGE ANNUAL GROWTH IN READING & MATH

i-Ready Assessment, Fall 2023 to Spring 2024

READING: OVERALL PLACEMENT



MATH: OVERALL PLACEMENT





SCHOOL BOARD MEMBERS

ELLIOT ROSS

LEWIS MILNER

THOMAS CARRINO

PETER HOLMES

JAMES ANDERSON



AUTHORIZED BY

Ohio Council of Community Schools (OCCS) uses various methods to evaluate the school's performance including published tests and other academic scores such as the Ohio Department of Education Local Report Card and supporting data. OCCS regional representatives visit our partner schools regularly ensuring compliance with federal, state, and contractual requirements. The results of this monitoring for the 2023-2024 school year are published in the 2023-2024 Ohio Council of Community Schools Annual Report, available after November 30 at www.ohioschools.org.



FINANCIAL DATA*

State Sources	1,476,681.72
Federal Sources	749,044.82
Local Sources	83,901.66
TOTAL REVENUES	\$2,309,628.20

Salaries & Wages	685,245.48
Employee Benefits	183,230.36
Purchased Services	1,050,963.38
Supplies & Materials	98,070.50
Capital Outlay	46,593.77
Other Expenses	4,825.64
TOTAL EXPENSES	\$2,068,929.13

**Unaudited, provided by fiscal officer. At time of publication, 2024 fiscal year data was not available from the Ohio Auditor of State. For updated information visit: www.auditor.state.oh.us*

